

This is an beta website by [Inclusive Bytes CIC](#), The aim is to create one location for digital resources in Oldham.



- [Home](#)
- [Tutorials](#)
- [Events](#)
- [Resources](#)
- [Hubs](#)

How do I add Sections to Divi?

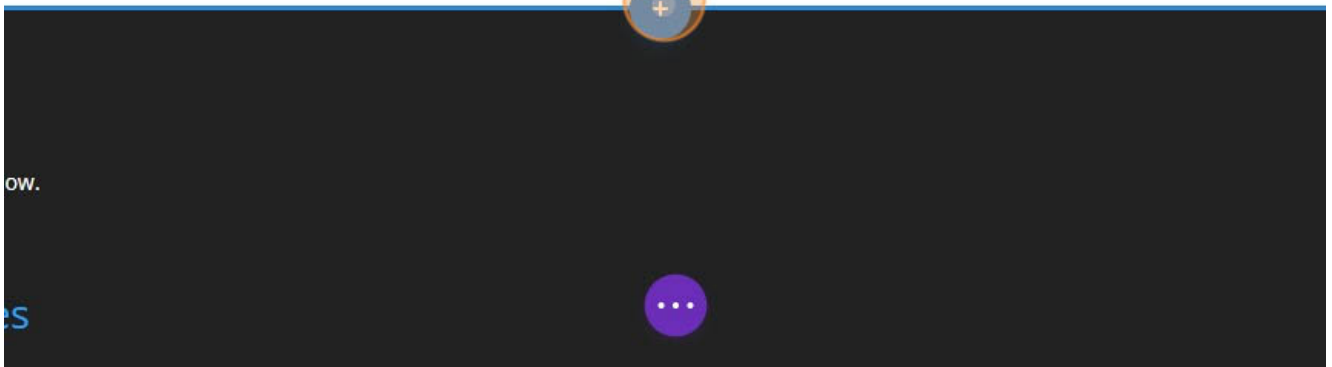
1. Navigate
to <https://yourwebdomain.co.uk/this-is-my-new-page/>
2. Click "Enable Visual Builder"



Your content goes here. Edit or remove this text inline or in the module Content settings. You can also style every as and even apply custom CSS to this text in the module Advanced settings.

Click Here

3. Click here.

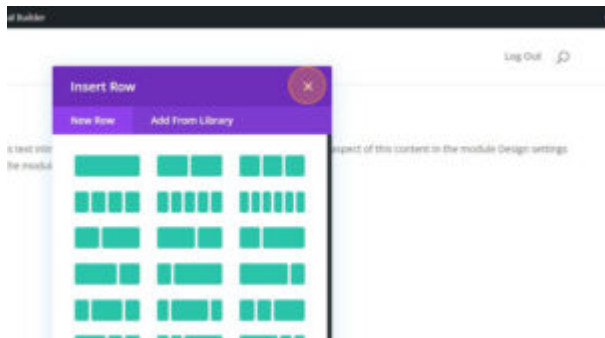


4. Click "Regular"

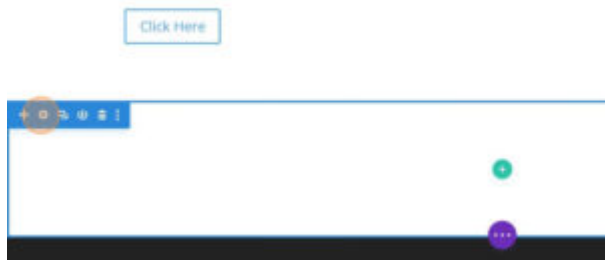
and even apply custom CSS to this text in the module Advanced settings.



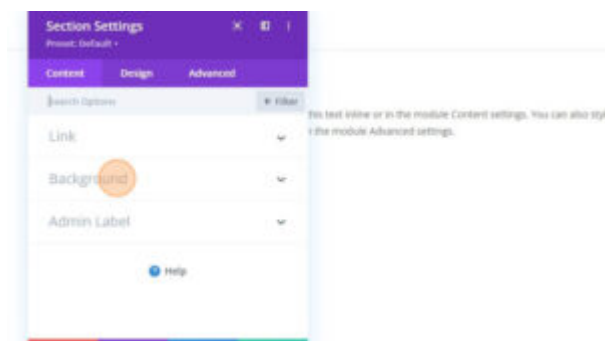
5. Click here.



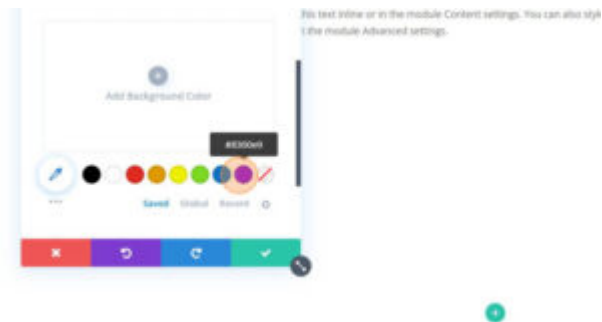
6. Click here.




7. Click “Background”



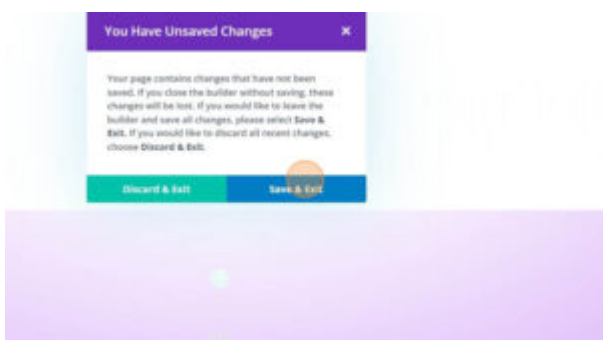
8. Click here.



9. Click here.



10. Click "Save & Exit"



Made with the help and support of [Inclusive Bytes CIC](#)

[Training](#) | [Reporting](#)