

This is an beta website by [Inclusive Bytes CIC](#), The aim is to create one location for digital resources in Oldham.



- [Home](#)
- [Tutorials](#)
- [Events](#)
- [Resources](#)
- [Hubs](#)


Host a website locally on your PC or Mac

During development or while training or at an event you may want to have access to your WordPress website without having to rely on an internet connection. LocalWP allows you to do this.

1. Go to <https://localwp.com/> and click “Download for Free”

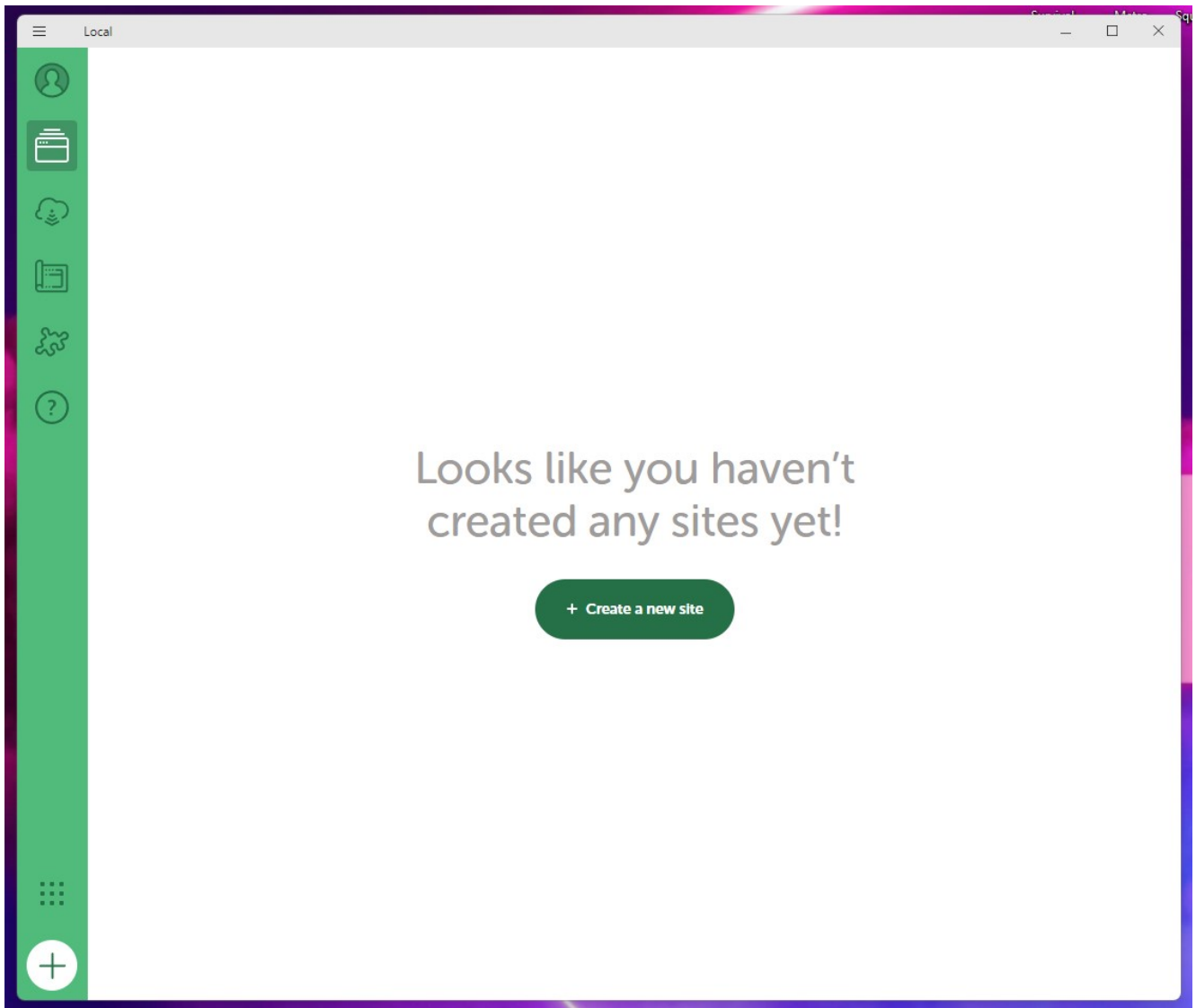


2. You will need to provide a few details before the download will start

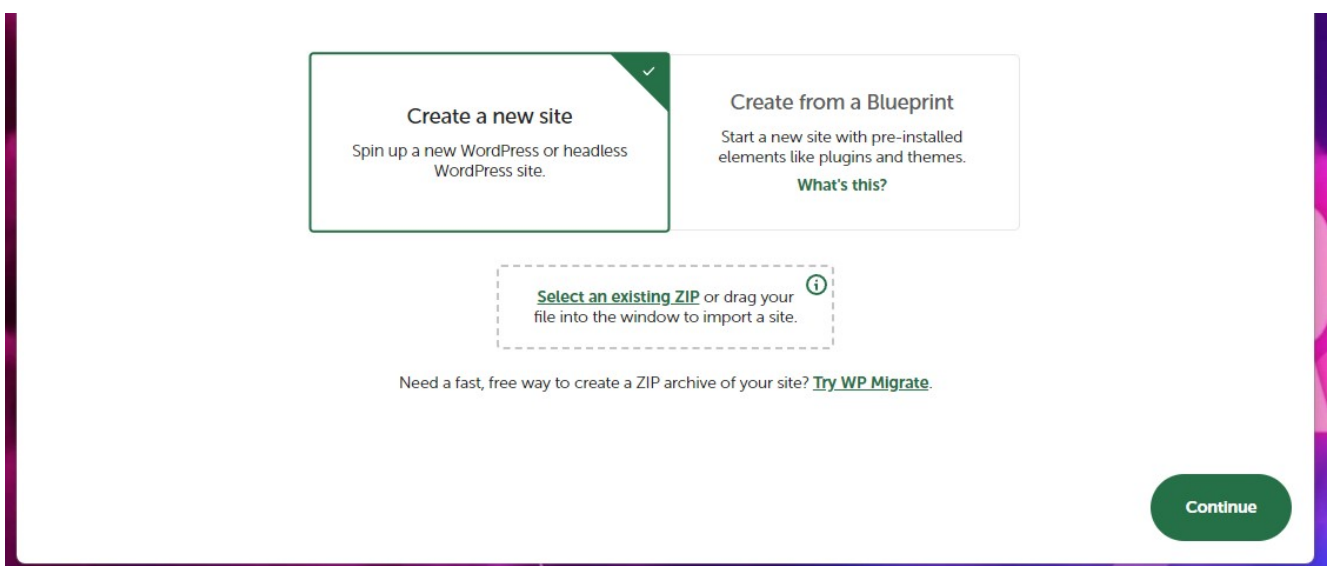


3. Once downloaded Run the installer and follow the on screen prompts

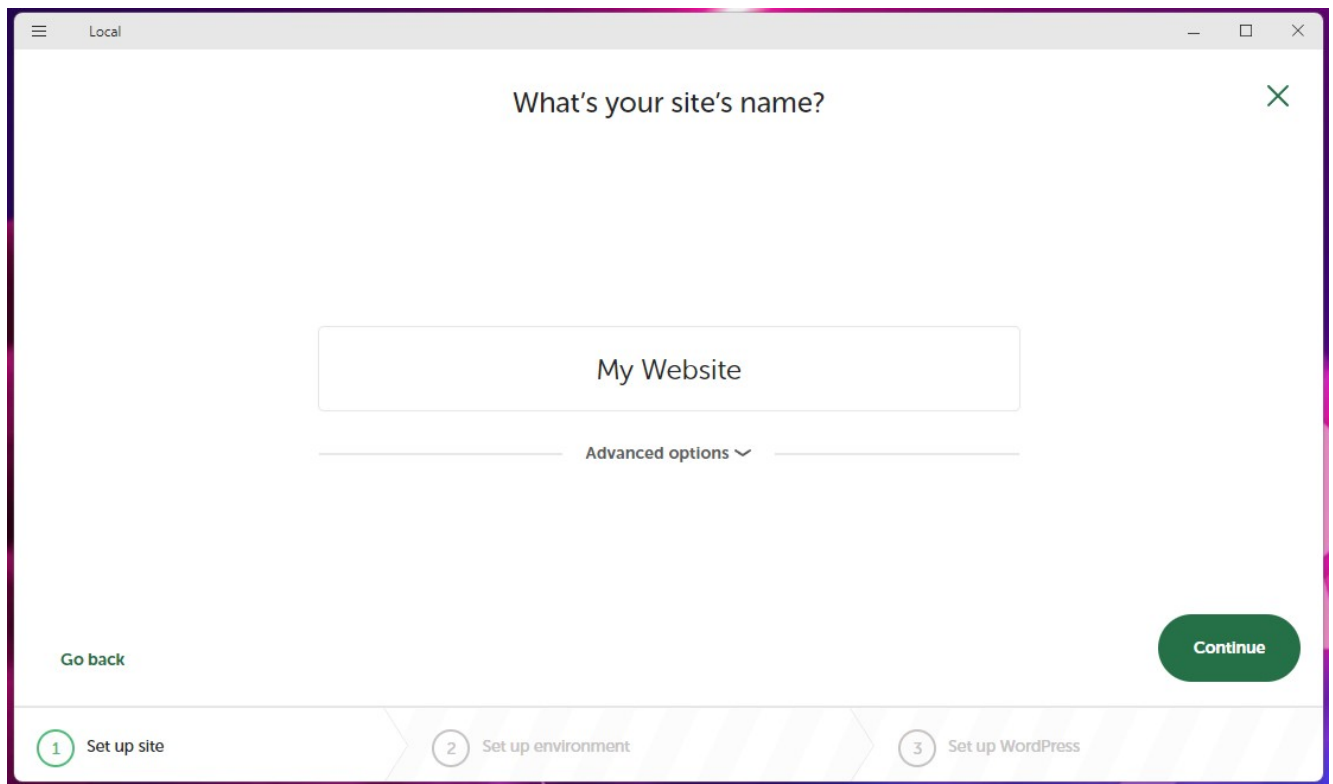
4. Once installed



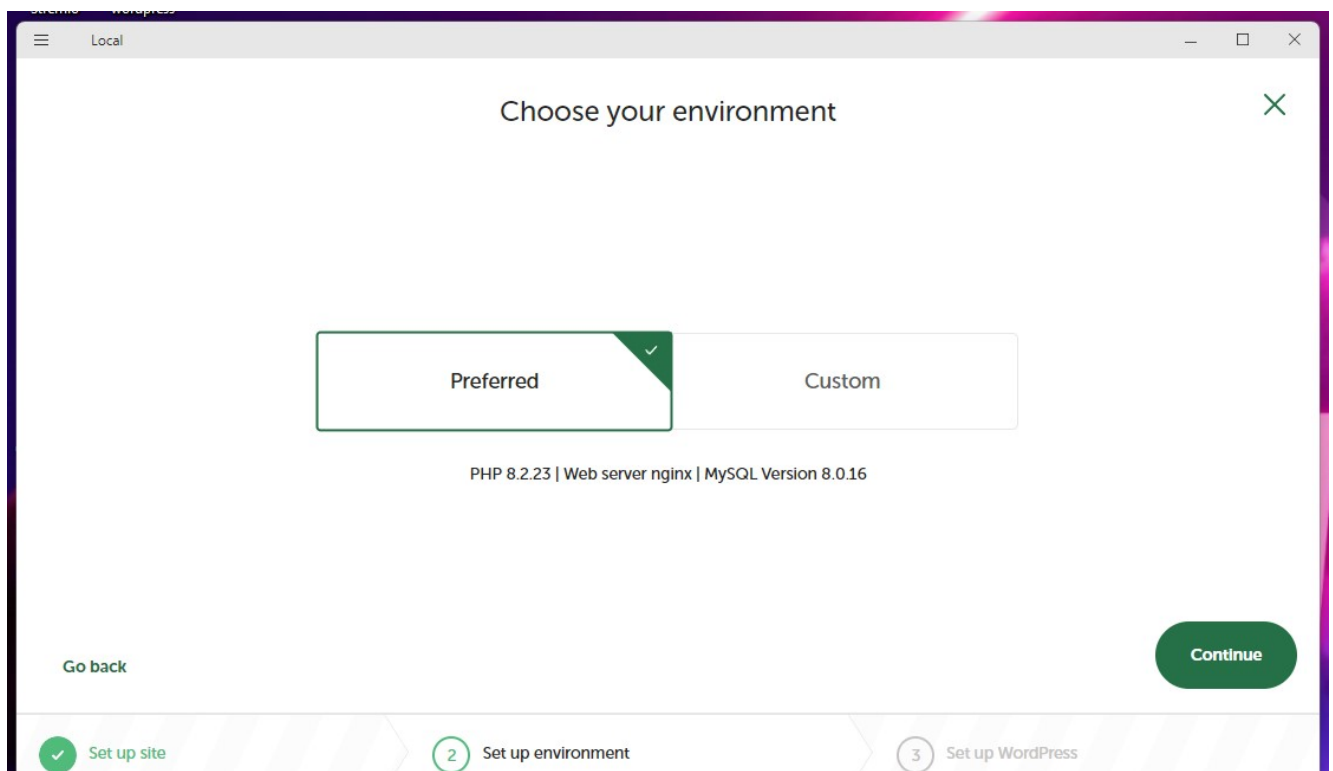
5. Select "Create a new site"



6. Give your website and name and click Continue



7. Use the preferred settings



8. Create your user account for this website

The screenshot shows the 'Set up WordPress' window in the Local by Flywheel application. It features three input fields: 'WordPress username' with the value 'myname', 'WordPress password' with masked characters and a toggle icon, and 'WordPress e-mail' with the value 'email@yourdomain.co'. Below these is an 'Advanced options' dropdown. At the bottom left is a 'Go back' link, and at the bottom right is a green 'Add Site' button. A progress bar at the very bottom shows three steps: 'Set up site' (completed), 'Set up environment' (completed), and 'Set up WordPress' (current step, indicated by a green circle with the number 3).

9. Once running click [Open Site] to view your website or [WP Admin] to access the dashboard.

The screenshot displays the main interface of the Local by Flywheel application. On the left is a green sidebar with icons for user profile, local sites, and various tools. The 'Local sites' section lists 'My Website'. The main panel shows details for 'My Website', including 'Site folder', 'Site shell', and tabs for 'Overview', 'Database', and 'Tools'. The 'Overview' tab is active, showing a list of site settings: Site domain (my-website.local), SSL (my-website.local.crt), Web server (nginx), PHP version (8.2.23), Database (MySQL 8.0.16), One-click admin (Off), WordPress version (6.7), and Multisite (No). Buttons for 'WP Admin' and 'Open site' are visible. At the bottom, a status bar indicates '1 site running' and includes a 'Stop all' button, a 'Live Link' toggle, and 'Pull'/'Push' buttons.

Made with the help and support of [Inclusive Bytes CIC](#)

[Training](#) | [Reporting](#)