


This is an beta website by [Inclusive Bytes CIC](#), The aim is to create one location for digital resources in Oldham.



- [Home](#)
- [Tutorials](#)
- [Events](#)
- [Resources](#)
- [Hubs](#)

Enabling Google Chat



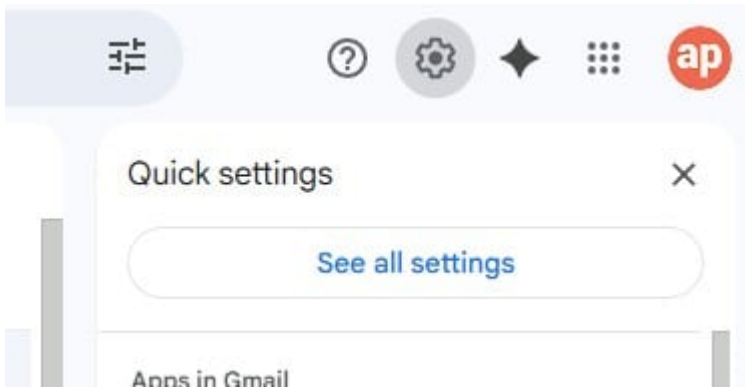
If you are trying to join a Google Chat and get an error such as “google chat not enabled for this account” this could mean one of two things.

Desktop

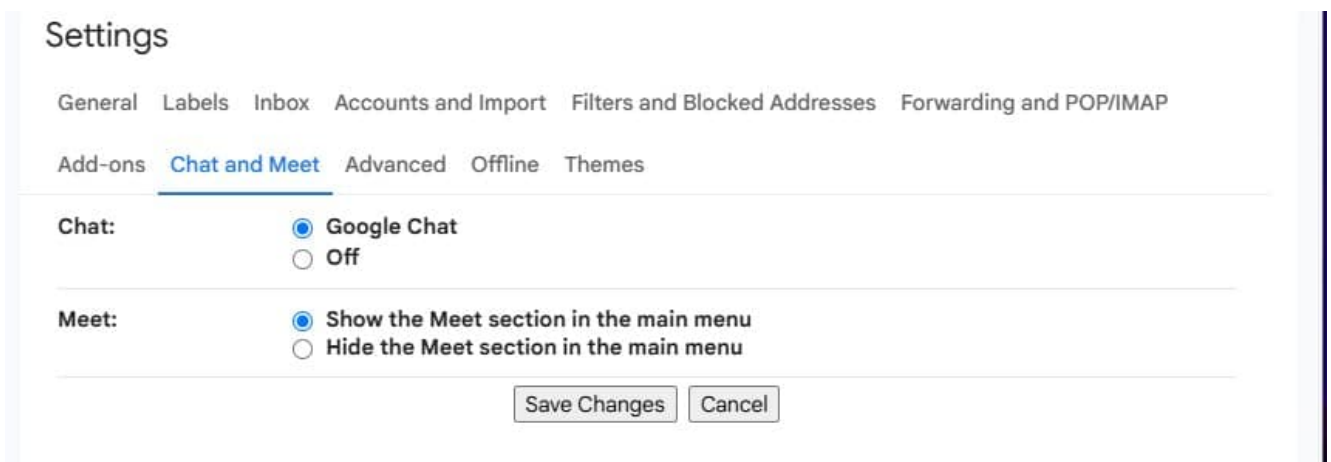
Personal Accounts

Desktop

Log in to your Google account in a desktop browser and click on the settings cog in the top right corner of your gmail account then click “See all settings”



Click on the “Chat and Meet” tab toggle Chat to “Google Chat” then click Save Changes.



Mobile

Navigate to Settings, and check “Chat Notifications” and Show the “Chat Tab”

Email notifications	All
Inbox notifications	Notify once
Manage labels	
Chat notifications	<input checked="" type="checkbox"/>
Snooze chat notifications	
Notification sounds	
Manage notifications	
General	
Chat	<input checked="" type="checkbox"/>
Show the Chat tab	
Default reply action	Reply to all
Mobile signature	Not set

Workspace Accounts

You will need to speak to your workspace administrator to get Google Chat enabled, if you are your Google Chat administrator follow the instructions here <https://support.google.com/a/answer/9071576?hl=en&src=supportwidget0&authuser=0>

Made with the help and support of [Inclusive Bytes CIC](#)

[Training](#) | [Reporting](#)